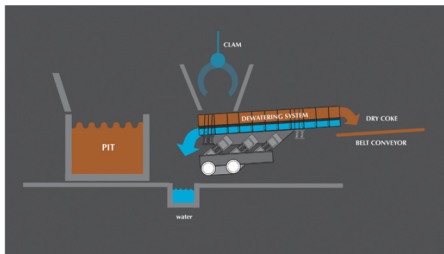


PETROLEUM COKE DE-WATERING



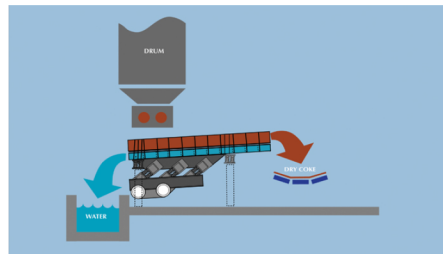
Design Versatility

General Kinematics Petroleum Coke Dewatering System produces continuous, reliable dewatered flow stream for fast and efficient processing of pet coke. Dewatering units utilize GK's patented dewatering deck technology which eliminates blinding and constant conveyor maintenance. Feeders utilize proven two-mass technology for energy efficient operation. Available as fixed or mobile units depending on your process and application.



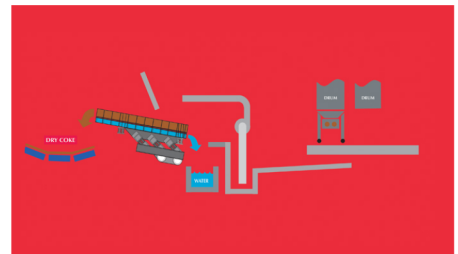
Pit Side Arrangement

The GK Pet Coke system minimizes bridge crane use. Simply position the bridge over the pit and utilize the trolley to move material back and forth to the GK unit. An overhead clamshell bucket can be used to dump wet Pet Coke into a hopper with grid above the General Kinematics de-watering conveyor. Separated water flows into a sluiceway or back into the pit for recycling. Dry coke is deposited onto a belt conveyor for storage or transfer. Double or triple stacking in the pit is eliminated as well as "flush back" on conveyor belts. The GK dewatering conveyor technology enables dumping of inundated clamshell loads directly onto our dewatering conveyor.



Under Drum Arrangement

The coking drum discharges through a special double roll crusher to the General Kinematics vibratory de-watering conveyor. Water is returned to the sluiceway as dry coke is transferred on to a belt conveyor to storage.




Hydro Sluiceway Arrangement

Rail mounted double roll crusher deposits material into a sluiceway which transfers water and coke into a sump. Material is then sent via slurry pump to General Kinematics de-watering system. Water is returned to the labayrnth and dry coke is transferred on a belt conveyor to storage.

Features

- Eliminates multiple handling
- Minimizes labor requirements
- Enhances production safety
- Pattented deck technology
- Fixed or mobile units available

PETROLEUM COKE DE-WATERING



Specs

Function:	Petroleum Coke De-watering
Components:	Electric Motors, Isolation Springs, Reactor Springs, Steel Construction
Construction Material:	304 SS Wetted Contact, HDGC Remainder
Power Requirements:	26 to 60, IEEE 841, Class 1 & 2, Div 1, Group D, E, F, & G
Width:	8 to 12 Feet
Length:	As Required
Weight:	Size Dependent
Capacity:	Application Dependent
Analysis:	FEA
Finish:	Materials of construction dependent
Production Volume:	Built to Order, Standard Sizes Available
Benefits:	Efficient, Low Maintenance, Reliable, Rugged, Safe Operation, Low Drive HP
Secondary Services:	Customer Support, Field Service, Additional Features
Quality:	ISO Certified
Applications:	Petroleum Coke

Application Photos



Spec Sheet No. GKPP-02.

Printed in the USA. Copyright © General Kinematics

Follow GK on Twitter | Facebook | LinkedIn | YouTube | GK Blog
USA | Germany | United Kingdom | China | India | Thailand

Call 800 - 338 - 2240
or visit www.gkprocess.com